

## Product

- Escale drop-in BubbleMassage™ bath

## Kohler Code

11343A-GAB-0



## Included Components

- 40mm chrome pop-up waste and overflow
- 1.5m flexible hose for connection to blower
- Detached heated air blower - air switch operation
- Adjustable feet
- Escale bath pillow in white

## Features

- Drop-in acrylic bath (fully reinforced)
- Multiple air holes releasing tiny bubbles
- Tapware deck
- Bath pillow

## Optional Accessories

- Tapware

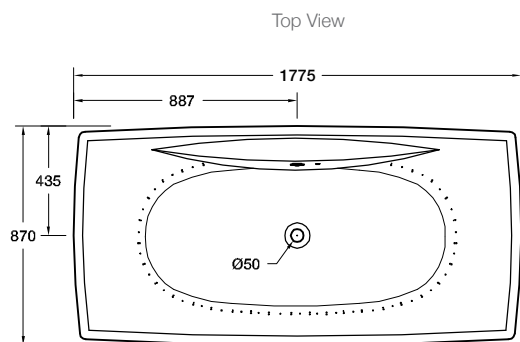
## Related Products

- Escale basins

- Escale toilets

- Escale baths

## Technical Details



### External Measurements

L 1775 x W 870 x D 565

### Internal Measurements

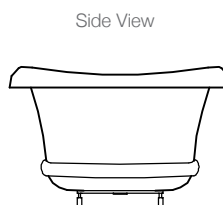
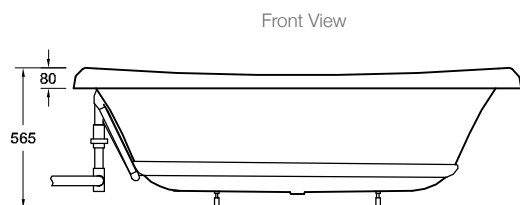
Seating Width: 430mm

Base Length: 1200mm

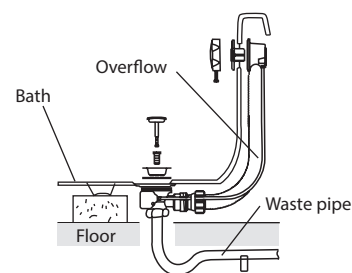
Depth: 340mm

Full Capacity 180L

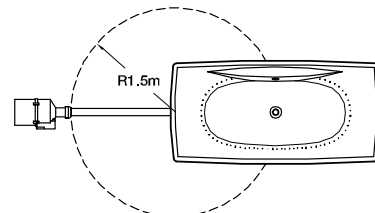
Dry Weight 40kg



## Pop-up waste and overflow



## Detached blower positions



## Installation Notes:

- Requires a 220-250V, 10A, 50Hz dedicated service on an ELCB or RCD protected circuit.
- Floor must provide support for a minimum of 400kg and must be level.
- Detached blower (supplied) allows for multiple installation positions and helps to keep blower noise to a minimum.
- A non return valve allows blower to be installed at any height.